

## GCG Sunday School - 1st December 2024

### Lesson Outline



**Lesson:** Live Good Lives, At Home  
**Passage:** 1 Peter 3:1-7  
**Big Idea:** As God's loved travellers, we live well at home, so they might praise God.  
**Main Aim:** See that it's good to fear God at home, so all our families might praise God.  
**Key verse:** 1 Peter 3:1-2, 6-7

**Please pray** for the lesson preparation, that God's word would feed us and the children.

**Laptop/tablet + speaker:** Unless you are at the Greenwich service, you will need to bring a device to play any media. If needed, Jonny can provide a **laptop and Bluetooth speaker**. 😊

**Additional resources:** [St Helen's talks and study materials on 1 Peter](#)

#### Passage info for leaders: (Lesson Overview on page 3)

##### 1 Peter Overview

Christians in Peter's day are suffering low-level persecution, just like us.  
 How will they stay strong, live differently and stand out? How will we?

##### Passage overview

*1 Peter 2:11-12* is the headline for this section of 1 Peter (2:13-3:7).

As sojourners (travellers), we fear the Lord around: Outsiders, Servants/Masters, Husbands/Wives.

This is so that they might turn to Jesus.

So when some people at home who don't believe treat us badly, how do we live?

1. Be subject to the husband. *1 Peter 3:1-2*  
 (Yes, even the unfair ones) Fearing the Lord, not people. So we'll live well around them.  
 Following Sarah's example with Abraham. *Verse 6*.
2. Because they might come to praise the Lord. *1 Peter 3:1-2*
3. Husbands will also look after their wives. *1 Peter 3:7*  
 Likewise, fearing the Lord.

##### *For them then*

As loved travellers (beloved sojourners), we will fear God more than people at home who don't know him.

##### *For us now - Same!*

Fearing God will look like obedience.

#### The Age Ranges

CW (average age 4-5 years) - Prepare the lesson for **all ages**.






Then separate **Sailor** and **Officer** groups for **Heart & Hands** teaching.

GR and EC - Personalise **all material** for the Sailors or Officers.

**Sailors: Ages 3-6**

**Officers: Ages 7-11**

## Lesson Overview

Get Going ~3 min + Song	Bible Talk ~10 mins	Heart & Hands ~30 mins	Land The Lesson ~5 mins	Extra Fun Time ~10 mins
				
Welcome & Pray Intro Idea Song	The Big Idea The Main Aim	Craft/ Worksheet Further teaching Memory verse	Recap Pray	Optional extra fun

### Get Going



Welcome, Pray, Introduction idea & Song

At GR and EC the Sailor Leader will lead the “Get Going” section, by default.

### Welcome and connect briefly with the children

- Ask a fun question, showing we're interested in their lives. Such as:
  - What's the best/ most fun thing you did yesterday/ this morning? Highlight/lowlight?
  - What was the tastiest food you ate? The smelliest thing you smelled?

### Prayer by the leader

- Help us to listen carefully to what God has to say to us today, and to have fun.

### Rules Reminder

- We listen to the leader.
- We love our neighbour.

### Intro Idea - Introduces the theme of the passage with “Intro” Powerpoint slides.

- Ask the children - What might these people want to do? Listen or not listen?
  - A family with a man who loves Jesus. Listen to him.
  - A family with a man who doesn't love Jesus. Not listen to him.
  - But God says, it doesn't matter what man is in the family. Fear me more. Listen to him. They might say, wow! Jesus is amazing!
  - Husbands will also fear God. And be kind to their wives. The wives might say, wow! Jesus is amazing!

Link: Introduce the Big Idea


**Sing** - If needed, talk through the words and actions before singing.

Long Long Long Long Time Ago - Christmas is coming!

<https://www.youtube.com/watch?v=5-pdrEWaRXc>

**GR & EC** - Split into **Sailor** and **Officer** groups for the remainder of the session.

**CW** - Remain together.



## Bible Talk

### Teaching the Big Idea & Main Aim.

*Keep it clear and snappy. Maybe come up with a catchphrase for the week.  
Have Bible open throughout to show that we're teaching from God's word, and not from our heads.  
Make the Bible talk engaging by asking questions and/or using visual aids.*

**Key Verse - 1 Peter 3:1-2, 6-7.**

**PLEASE NOTE:** In the interest of safeguarding and care for our children, please make sure that it is clear throughout this lesson - If adults are being nasty to children, then it is right to tell another adult. It is not sinful to tell another adult when something is wrong.  
Ask Jonny if you have any questions about this.

**Lesson Points** - Arriving repeatedly at the Big Idea.

Letter context: We're loved and we're different from outsiders. 2:11 (Beloved exiles)  
Some outsiders (non-Christians) might be nasty to Christians sometimes.  
Let's see how Peter says we'll live around them:

1. Live well around family members: so they might turn to God. 2:12, 3:1  
(Yes, even the unfair ones. Even the ones who don't know Jesus.)  
Fearing the Lord, not people. So we'll live well around them.  
They might say, Wow! Trusting the Lord is so good!
2. One way we do this: We submit to the husband. 3:1, 6  
We listen and obey what he says.  
Even the ones who are unfair to us. Even the ones who don't know Jesus.  
We will fear God and live well around them.  
Like Sarah and Abraham. She listened even though he wasn't always a good husband.
3. Husbands will also be really kind and look after their wives. 3:7  
Likewise, fearing the Lord.

**Brief application** - The Main Aim expanded.

- **Sailors** State the Main Aim application and expand it a bit.  
This is how it's right to think/ act/ talk/ feel.  
For home/ school/ church.
- **Officers** Ask questions to arrive at the Main aim application.  
How does this help us think/ act/ talk/ feel differently?  
What about at home/ school/ church?

**Teaching ideas**

- **Sailors - Teaching idea**

I'd recommend using the visual aids while teaching.

Extra fun could be:

A drama? Use lego people to set up a scenario?

- Ask questions when teaching, ensuring they're suitable for the ages of the children, such as:

Point 1: Who are living around us? Who do they not believe in?  
How should we live? Why? What might they do then?

Point 2: What do people in the house do to the husband/ dad in the home?  
To which husbands/dads? The ones who like Jesus, or the ones who don't?  
Why? What might they do?  
Who do we fear more? People at home, or God?

Point 3: What does the Christian husband do to the wife?

- **Visual Aids**

Cut out and stick on the wall as you teach. The layout suggestion for each point is on the online PDF.

- **Helpful questions to ask:** What noise/ smell do you think it made? How many stars did he see? Have you ever seen that before? How did he feel? What face would she have made?
- **Helpful methods:** Make actions to copy at certain points, act it out, place pictures on the wall, go for a walk around the room, use Lego/Playmobile figures.

- **Officers - Teaching idea**

Same as Sailors.

- Ask questions when teaching, such as:

Same as Sailors.

- **Visual Aids**

Cut out and stick on the wall as you teach. The layout suggestion for each point is on the online PDF.

- **Helpful questions to ask:** Why do you think he did that? What did she get right/ wrong? What would you do in his situation?
- **Helpful teaching methods:** Act it out, have them draw scenes, shout out the best thing they see in the passage, make a puppet show using paper and card, go for a walk, use Lego.

## Heart and Hands



More on the **Big Idea & Main Aim** with activities.

**Table Activities - Craft or worksheet** - Spares go to the Eltham service.

- **Sailors** Craft.  
*Cut, stick/fasten, colour. Chat about how it relates to the teaching point.*
- **Officers** Worksheet.  
*This is a guided form of Bible study, to help them learn how Bible studies work. The sheet progresses from easy questions, to harder questions. Help them find answers in the Bible and think about their answers. Talk about the application and any questions they may have.*


## Further Teaching

An opportunity to reteach the same Big Idea & Main Aim with:

- Act out the passage.
- Do a drama based on the Main Aim. For example, the children make up a drama about someone who used to be worried, but is now comforted because God knows them completely.
- Discuss application.

**Memory verse** - Ideas for learning can be found in the Google Drive Folder.

*"Blessed be the God and Father of our Lord Jesus Christ! According to his great mercy, he has caused us to be born again to a living hope through the resurrection of Jesus Christ from the dead."*  
1 Peter 1:3 (ESV)

We'll be using the following song to learn the verse:  1 Peter 1:3



## Land the lesson

Bring everything together with: Recap and Prayer.

**Recap** - Use the craft/ worksheet to remind them of the Big Idea & Main Aim.

**Pray** - Encourage the children to pray with you about the Big Idea and Main Aim. They could **thank/praise God** for it or **ask for help** in believing it.

- **Sailors** You could suggest "Popcorn prayers" - really short prayers.  
Or "Arrow prayers"- We all shoot up like an arrow at the end.  
Or you could try the idea we use with Officers.
- **Officers** You could pass an object, like a Bible, around the room.  
When a child receives the Bible, they can choose to pray in their head or aloud.



## Extra fun time.

An optional game, which can be played mid-session.

**Game idea** - Feel free to play something different!

- **Sailors** Something fun, check the G-drive.
- **Officers** Something fun, check the G-drive.
- **Time fillers and games** Check the G-drive

I often play something from: <https://www.youtube.com/@thebiggeststory>

- **Music** A Spotify playlist of Sunday School Songs can be found in the term plan.

**Sign out** - Give each family a Take Home Sheet

- Sign out with Rollcall.